

PREDICTABLY CONSISTENT VALUE.

INSULFOAM[®]

ROOF INSULATION SYSTEMS

InsulFoam™ I, VIII, II, IX, XIV and XV


Flat and Tapered –
EPS Roofing Insulation

Application

All roofing and reroofing applications. Tapered panels used for increasing slope for additional drainage.

Characteristics

Available in compressive strengths from 10-60 psi, flat thicknesses of ½" to 40", and tapered start thicknesses of ⅛" to maximum thicknesses of 40"; multiple slopes available.



InsulFoam SP


InsulRoof with a Factory-laminated Glass Facer

Application

For recover or new applications, approved for single-ply roof systems without an additional slip sheet on non-combustible decks.

Characteristics

Available in thicknesses 1½" - 7", 4' x 4' and 4' x 8' panels.



InsulFoam HD Composite

½" High Density Polyiso
Bonded to InsulFoam

Application

For new construction or recover applications approved for single-ply roof systems.

Characteristics

Available with ½" 100 psi high density polyiso bonded to InsulFoam in compressive strengths from 10-60 psi, thicknesses 1½" - 6", 4' x 4' and 4' x 8' panels.



InsulLam[®]

Composite EPS
Insulation

Application

High performance nailbase insulation for use in commercial and residential roof applications.

Characteristics

Standard substrates include OSB, Plywood, Gypsum and other cover boards, 4' x 4', 4' x 8' panels are available in thicknesses of 1½" - 7".



Also available vented as InsulVent.

R-TECH[®]

R-TECH[®]


Recover Roof
Insulation

Application

For recover applications, approved for use under single-ply roof systems without the use of a slip-sheet.

Characteristics

4' x 8' panels in thicknesses of ⅜" - 1".



R-TECH FF

Fanfold Underlayment

Application

For recover applications, approved for use under single-ply roof systems without the use of a slip-sheet. EPDM is acceptable in the northern US.

Characteristics

Available in 200 sq. ft. fanfold bundles with thicknesses of ⅜", ½", or ¾".



InsulFoam FL

Flute Fill

Application

Recover insulation for existing metal roof profiles.

Characteristics

Available in taper, straight, or custom-cut profiles to fit any metal roofing system.



InsulFoam HB


Holey Board

Application

For use in lightweight concrete systems.

Characteristics

Typically provided in 2' x 4' panels in thicknesses from ¾" to 20".



INSULATION ENGINEERED TO MAKE A DIFFERENCE.