

INSULFOAM®

ROOF INSULATION SYSTEMS



PREDICTABLY **CONSISTENT** VALUE.



INSULATION ENGINEERED TO MAKE A DIFFERENCE.

For over 50 years, Insulfoam has been enabling building professionals to construct high-quality single-ply roofing systems at a minimal cost.

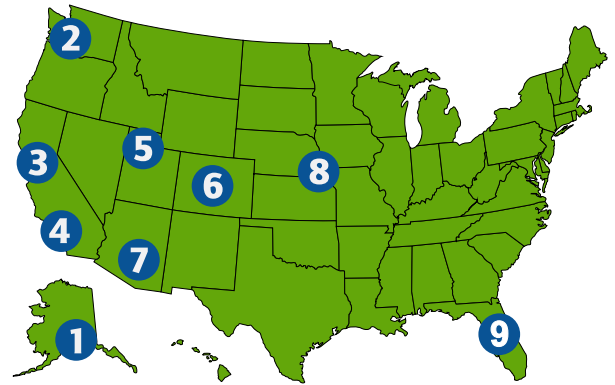
Insulfoam has the widest range of faced, laminated and standard high-performance EPS insulation products for all your new and re-roofing needs, while providing significant material cost savings.

- **HIGHEST R-Value per dollar**
- **Strongest warranty:** 20-year, 100% thermal product warranties (stable R-Values)
- **Highly customizable:** Thickness up to 40" in a single board
- **Versatile:** Virtually any taper/slope and shape
- **Significant labor savings:** Fewer layers required to achieve long-term, stable R-Values
- **Significant cost savings:** Compared to competing rigid insulations like Polyiso and XPS
- **Extremely durable:** Available in compressive strengths up to 60 psi & R-Tech products incorporate factory laminated facers
- **Weather resistant:** High-density laminated products provide protection against the harshest weather, including hail and ice
- **Extensive code approvals:** Compatible with almost all single-ply roofing systems
- **Ease of installation:** Lightweight, conveniently sized panels



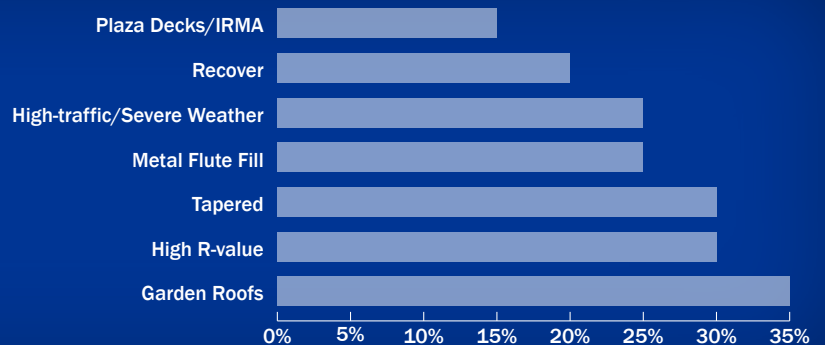
The Insulfoam Advantage:

- Over 50 years of manufacturing expertise
- End-to-end consulting: Insulfoam assists with design, manufactures, delivers, and provides consultative assistance during installation
- Dedicated R&D center: cutting-edge of testing and code-compliance (ICC-ES, UL, FM)
- Can contribute toward LEED® credit requirements
- Long-term thermal warranty coverage
- Nationwide manufacturing
- Products offer 100% 20-year thermal warranties



Insulfoam can give you THE COMPETITIVE EDGE:

Material Savings Over Other Insulations




Black vs. White:

The impact of roof color on energy-efficiency is a top concern for design professionals. Extensive research is being done to understand how a black (EPDM, ballasted) or white (PVC, TPO, White EPDM) roof, in different climate zones, can impact a building's energy consumption.

Insulfoam insulation solves a part of that puzzle by being compatible with both dark- and light-colored single-ply membranes.

- Installing a black roof in cold climate zones?
Use InsulFoam SP or R-Tech (metallic side up) for recover applications.
- Re-covering a white roof in the southern U.S.?
Use R-Tech for recover applications. Use InsulFoam SP or InsulFoam HD Composite for extra protection from hail and ice.



Whatever the color of your roof, Insulfoam has an insulation product that will increase your building's energy efficiency.

Long-term is the Right Term – LTTR R-Values and Insulfoam Insulations:


The roofing industry was rocked in January 2014 with the change in LTTR R-Value testing, which resulted in lower R-Values for various thicknesses in many insulations, that can lose their thermal stability over time. But this did not affect Insulfoam insulations.

Insulfoam utilizes sustainable manufacturing processes, using raw materials that retain their thermal properties long term. Because of their R-Value retention, Insulfoam products are covered by Insulfoam's 100% R-Value warranty. With Insulfoam, you get what you pay for: an insulation product that retains its original R-Value.

Hybrids Fight the High Bid – Add Insulfoam To Be Competitive:

In addition to being compliant with virtually every single-ply roof system, Insulfoam insulation can help you edge out the competition when used in combination with other specified roofing insulations:

- **Tapered:** With 40" thicknesses and virtually any slope available in a single board, a base layer of tapered Insulfoam can save you over 30% in product cost alone, with additional savings on installation time.
- **Standing Seam Metal Roofs:** With square-, taper- and profile-cut flute-fill products of custom shapes and sizes, Insulfoam has a solution for your metal roof.
- **Roof Garden:** With up to 60-psi compressive strength and customizable shapes, Insulfoam can help you shape the roof garden of your dreams.



Weighed down with Ballast? Insulfoam can lighten your load.

Ballasted roofs are back! Known as the original cool roof, ballasted roofs are both economical and sustainable as a long-lasting, energy-efficient weatherproofing system.

Insulfoam insulations can be tailor-made for ballasted roofs:

- UL Class-A for all decks and approved membranes.
- Insulfoam can be installed direct-to-deck.
- High compressive strength to support the weight of ballast and live loads.
- Highest R-Value per dollar, making your total ballasted roof system economical.



Direct to Metal – Insulfoam Has Got Your Back:

Insulfoam insulations can be applied directly on top of metal decks:

- Meet International Building Code (IBC) Chapter 26 requirements for direct-to-deck applications on metal roofs.
- Pass UL 1256 without the need for a thermal barrier.


Combining compliance with economy, Insulfoam can help you offset the cost of a quality metal deck by lowering the total system cost.



Design & Build Single-Ply with Insulfoam

So how can you use Insulfoam with a single-ply roof system? See below for examples of common code-compliant systems. For more information, contact your local Insulfoam sales representative.

Building a tapered roof or compound drainage system? Contact Insulfoam's team of in-house design experts at DesignCenter@Insulfoam.com.



Metal Deck

- InsulFoam SP
- Mechanically attached EPDM/PVC/TPO/FleeceBACK® (FB) - black or white membrane



Concrete Deck

- InsulLam with foam adhesive
- Fully adhered EPDM/PVC/TPO/FB - black or white membrane



Wood Deck

- InsulFoam HD Composite
- Adhered with foam adhesive (R-19+ complies with California Title 24)
- Adhered EPDM/PVC/TPO/FB - black or white membrane




R-TECH Recover Panels or FanFold

- Facers compatible with dark- or light-colored membranes
- Mechanically attached EPDM/PVC/TPO/FB - black or white membrane



FleeceBACK BUR Recover

- InsulFoam SP
- FleeceBACK membrane (approved thickness) adhered with foam adhesive



Hybrid System

- Tapered InsulFoam adhered with foam adhesive
- 2" Polyisocyanurate insulation
- Adhered EPDM/PVC/TPO/FB - black or white membrane

Code-Compliant Insulation For All Decks

Decades of research and testing have helped Insulfoam develop insulation systems that are code-compliant with all major roof decks.

This table lists popular applications of Insulfoam in UL-approved roof systems.

DECK	STEEL			CONCRETE			WOOD/COMBUSTIBLE		
	Fully Adhered	Mechanically Attached	Ballasted	Fully Adhered	Mechanically Attached	Ballasted	Fully Adhered	Mechanically Attached	Ballasted
InsulFoam EPS	InsulFoam with coverboard	InsulFoam with slipsheet or coverboard	InsulFoam	InsulFoam with coverboard	InsulFoam with slipsheet or coverboard	InsulFoam	InsulFoam with min. ¼" gyp coverboard	InsulFoam with min. ¼" gyp coverboard	InsulFoam
Tapered InsulFoam	InsulFoam with coverboard	InsulFoam with slipsheet or coverboard	InsulFoam	InsulFoam with coverboard	InsulFoam with slipsheet or coverboard	InsulFoam	InsulFoam with min. ¼" gyp coverboard	InsulFoam with min. ¼" gyp coverboard	InsulFoam
R-TECH® FF Fanfold Roofing Underlayment (Recover)	<i>Not Applicable</i>	R-TECH FF	R-TECH FF	<i>Not Applicable</i>	R-TECH FF	R-TECH FF	<i>Not Applicable</i>	R-TECH FF	R-TECH FF
R-TECH® Roofing Underlayment (Recover)	<i>Not Applicable</i>	R-TECH	R-TECH	<i>Not Applicable</i>	R-TECH	R-TECH	<i>Not Applicable</i>	R-TECH	R-TECH
InsulFoam SP	InsulFoam SP with compatible adhesive or Peel & Stick membrane	InsulFoam SP	InsulFoam SP	InsulFoam SP with compatible adhesive or Peel & Stick membrane	InsulFoam SP	InsulFoam SP	<i>Not Applicable</i>	<i>Not Applicable</i>	InsulFoam SP
InsulFoam HD Composite	UL Class A	InsulFoam HD	InsulFoam HD	InsulFoam HD	InsulFoam HD	InsulFoam HD	InsulFoam HD with min. 4½" thickness	InsulFoam HD with min. 4½" thickness	InsulFoam HD with min. 4½" thickness
InsulFoam FL	InsulFoam FL with coverboard	InsulFoam FL with coverboard or combined with InsulFoam SP	InsulFoam FL	<i>Not Applicable</i>	<i>Not Applicable</i>	<i>Not Applicable</i>	<i>Not Applicable</i>	<i>Not Applicable</i>	<i>Not Applicable</i>
InsulLam™	InsulLam	InsulLam	InsulLam	InsulLam	InsulLam	InsulLam	InsulLam with min. ¼" gyp coverboard	InsulLam with min. ¼" gyp coverboard	InsulLam

Roofing Insulation Products

InsulFoam I, VIII, II, IX, XIV and XV


Flat and Tapered –
EPS Roofing Insulation

Application

All roofing and reroofing applications. Tapered panels used for increasing slope for additional drainage.

Characteristics

Available in compressive strengths from 10-60 psi, flat thicknesses of ½" to 40", and tapered start thicknesses of ⅛" to maximum thicknesses of 40"; multiple slopes available.



R-TECH


Recover Roof Insulation

Application

For recover applications, approved for use under single-ply roof systems without the use of a slip-sheet.

Characteristics

4' x 8' panels in thicknesses of ⅜" - 1".



InsulFoam SP


InsulRoof with a Factory-laminated Glass Facer

Application

For recover or new applications, approved for single-ply roof systems without an additional slip sheet on non-combustible decks.

Characteristics

Available in thicknesses 1½" - 7", 4' x 4' and 4' x 8' panels.



R-TECH FF

Fanfold Underlayment

Application

For recover applications, approved for use under single-ply roof systems without the use of a slip-sheet. EPDM is acceptable in the northern US.

Characteristics

Available in 200 sq. ft. fanfold bundles with thicknesses of ⅜", ½", or ¾".



InsulFoam HD Composite

½" High Density Polyiso Bonded to InsulFoam

Application

For new construction or recover applications approved for single-ply roof systems.

Characteristics

Available with ½" 100 psi high density polyiso bonded to InsulFoam in compressive strengths from 10-60 psi, thicknesses 1½" - 6", 4' x 4' and 4' x 8' panels.



InsulFoam FL

Flute Fill

Application

Recover insulation for existing metal roof profiles.

Characteristics

Available in taper, straight, or custom-cut profiles to fit any metal roofing system.



InsulLam

Composite EPS Insulation

Application

High performance nailbase insulation for use in commercial and residential roof applications.

Characteristics

Standard substrates include OSB, Plywood, Gypsum and other cover boards, 4' x 4', 4' x 8' panels are available in thicknesses of 1½" - 7".



InsulFoam HB

Holey Board

Application

For use in lightweight concrete systems.

Characteristics

Typically provided in 2' x 4' panels in thicknesses from ¾" to 20".



Also available vented as InsulVent.



www.Insulfoam.com

Tel: 800-248-5995

Headquartered in Washington State

Manufacturing in: Alaska - Arizona - California - Colorado
Florida - Nebraska - Utah - Washington

InsulFoam, R-Tech, InsulLam and InsulVent are trademarks of Insulfoam.
FleeceBACK is a trademark of Carlisle. © 2017 Insulfoam.
Doc# 11000-2/17